

# RV Consumer e-Magazine

September 2016

VOLUME 6

ISSUE 9



DISCOVER

LEARN

ENJOY



## Trucks Towing Trailers Who is Responsible for What?

❖ **Portable RV Satellite Solution**

❖ **Camp Hosts - Who, What, When, Where & Why?**

[SUBSCRIBE](#)

[www.rvconsumer.com](http://www.rvconsumer.com)



Page 6



Page 11



Page 16

## IN THIS ISSUE

### 6 Trucks Towing Trailers Who is Responsible for What?

Most RV owners understand the importance of purchasing a truck that can do the job, but it's a confusing topic and there are numerous issues that complicate matters.

### 11 Portable RV Satellite Solutions

What I wanted in our RV was a super simple Portable RV satellite solution. Read what my solution was.

### 16 Camp Hosts – Who Are We & What Do We Do?

If you ever wondered who those camp hosts you see at the campground are and what they do don't miss reading this informative article.

## DEPARTMENTS

### 4 Editor's Desk

### 15 RV Play & Learn Crossword

Are you RV educated? Find out by playing this crossword puzzle on RV buying considerations.

### 25 RV Videos of the Month

Watch informative RV videos on topics like: Roller Shades for RVs, RV Smart TPMS, Repairing Rubber Roofs and How To Remove Black Streaks





## Protect your RV investment with Specialty RV Insurance!

Explorer RV is a leader in providing Specialty RV insurance protection.

### RVs We Insure

- Classes A, B & C
- Bus Conversions  
(Professional)
- Medium Duty Trucks
- Towables

### Types of Usage

- Full Timers
- Pleasure
- Stationary
- Business

### Who We Insure

- Individuals
- LLCs
- Trusts
- Partnerships
- Corporations

Contact us for a customized quote with coverage options that fit your needs and see how affordable Specialty RV Insurance can be!

**QUOTE YOUR OWN  
RV INSURANCE**



**EXPLORER RV**

**Get a quote in less than 10 minutes**

**CLICK NOW**

[www.ExplorerRV.com](http://www.ExplorerRV.com)

email us at [ExplorerSales@ExplorerRV.com](mailto:ExplorerSales@ExplorerRV.com)

Phone 1-888-774-6778 Mailing: PO Box 568 Richfield, OH 44286



For years I have taken issue with truck and SUV manufacturers inflating tow ratings for bragging rights, and to sell more trucks than their competitors.

I thought the J2807 towing standard would finally usher out the “towing wars” as we know them, but unfortunately I still see vehicles with questionable tow ratings, to say the least. And the manufacturers with these questionable tow ratings insist they are testing according to J2807. This means one of two things; either SAE J2807 is flawed, or manufacturers are not being truthful. In this issue I take a closer look at who is responsible for what when it comes to trucks towing trailers.

And if you ever thought about becoming a Camp Host or just want to learn more about it don't miss the informative article on page 16.

Enjoy the e-magazine, and if you have RV friends and family tell them to subscribe, and to like us on

[Facebook](#) ~ *Mark*

## RV Consumer Magazine

150 Bay Ridge Rd.

Harrells, NC 28444

910-484-7615

[www.rvconsumer.com](http://www.rvconsumer.com)

**Publisher:** RV Education 101

**Editor:** Mark J. Polk

[mark@rveducation101.com](mailto:mark@rveducation101.com)

**Contributing Writers:**

Allan and Carmen Clark

**Marketing Director:** Dawn Polk

[dawn@rveducation101.com](mailto:dawn@rveducation101.com)

**Advertising Information:**

[MEDIA KIT](#)

Copyright 2011,2012,2013, 2014, 2015, 2016  
RV Education 101, all rights reserved, RV  
Consumer Magazine is published by RV  
Education 101. This publication cannot be  
reproduced without the expressed written  
consent of the publisher. Advertisers and/or  
advertising agencies or representatives  
assume all liabilities for any printed content  
appearing in RV Consumer Magazine.  
Articles and opinions expressed in this  
publication may not be the same opinion of  
the magazine, its staff or its advertisers.

**Don't miss a single issue**  
**[Subscribe NOW](#)**

# RV Education 101 Product Catalog



Our digital RV Product Catalog puts all of our RV training products in one place, and we separate what products apply to what type of RV. For example if you own a travel trailer you can browse through the single DVD titles or go directly to the DVD value sets that apply specifically to travel trailers.

This helps accomplish two things; it eliminates the guess work as to which DVD titles go together, and it saves the RV consumer a significant amount of money with our DVD box set discounts. Our goal at RV Education 101 is simple, to help RV owners until they are comfortable operating and using their RV, and to make their entire RV experience safe, fun and stress free. [Browse the product catalog now](#)





# *Trucks Towing Trailers*

## *Who is Responsible for What?*



*By Mark Polk*

I am a truck guy by nature and my job involves trucks too. When it comes to safely towing a 3-ton plus travel trailer or 5<sup>th</sup> wheel trailer down the road you need to have a truck that can do the job. Most RV owners understand the importance of purchasing a truck that can do the job, but trailer towing is a confusing topic and there are numerous concerns and issues that need to be addressed.

All truck manufacturers have one thing in common, they want to sell trucks. As a matter of fact the competition between truck manufacturers is fierce. Every manufacturer wants the recognition of “best in class towing”, “best in class payload”, “best in class horsepower and torque” and any other “best in class” rating that can be assigned to a truck, so they can sell more vehicles.

When it comes to running a business you always hear that competition is good. It keeps the other guy on their toes. It forces competitors to build a better product, provide a better service and continue to improve on product quality. I wholeheartedly agree competition is good, as long as you don't take competition beyond the realms of consumer safety.

In my opinion truck and SUV manufacturers push the limit. Some use misleading advertising, marketing techniques and published tow ratings in an effort to sell more vehicles by out-doing the competitor. ***Unfortunately the consumer is the big loser.***

Purchasing the wrong vehicle to tow a travel trailer, Sport Utility Trailer, or 5<sup>th</sup> wheel trailer can be an expensive and sometimes dangerous proposition. More times than not a customer's purchase decisions are based solely on a truck or SUVs published tow ratings.

My business is educating folks how to safely and properly use and maintain RVs. After writing numerous books on every RV topic imaginable, and producing hundreds of videos on how to use and maintain RVs I know a little about safe towing procedures. Prior to doing what I do now I was a US Army Automotive Maintenance Technician. I specialized in fleet maintenance and vehicle recovery operations. The soldiers I was responsible for towed and recovered everything from ¼ ton trailers to main battle tanks weighing in excess of 60 tons. Another element of my job was educating young soldiers on how to drive the vehicles we used to tow trailers and recover heavy equipment with. We had vehicles that were rated to do all of these jobs, and it was my job to make sure soldiers were using the proper vehicles and equipment to safely complete a towing

or vehicle recovery mission.

After retiring from the Army I got back into the RV industry. When I sold RVs and eventually worked as an RV sales manager I was shocked at how many people used the wrong vehicle to tow a trailer. Adding to the problem was inflated tow ratings by truck and SUV manufacturers in the spirit of competition and to out-sell the competitor.

I remember watching a Ford truck commercial several years ago that advertised a ½ ton Ford truck could tow 11,000 pounds, nudging out its closest competitor at the time. The commercial claimed it would take two of the competitors ½ ton trucks to tow what the Ford F150 could tow.

At the time that commercial aired I owned a ¾ ton Dodge Ram with a published tow rating of 8,800 pounds, and I towed a 31 foot travel trailer with an empty weight of 6,800 pounds. My truck could tow the trailer, but when I encountered hills and grades the truck strained more than I felt it should to get the job done.

My personal towing experiences are what lead me to look into Ford's towing claim. When I researched the topic I discovered Ford offered 56 configurations of ½ ton trucks that model year, and only 1 of the 56 was rated to supposedly tow 11,000 pounds. It was a regular cab, two-wheel drive, long wheel base ½ ton Ford. Not exactly what the average family of four was looking for in

a truck! The truck existed on paper, but when I called several Ford dealerships the truck wasn't in their current inventory and no one I talked to said they could get one.

*My point is consumers who watched the commercial & went to their local Ford dealer in the mindset if they purchase a Ford F150 it could tow 11,000 pounds.*

[You can read my full article here.](#)

The "towing wars" continued to intensify and consumers continued to purchase trucks and SUVs that in my opinion could not safely tow the amount of weight people were under the impression, or told, it could tow. And when I had time I continued to look into other towing claims people wrote to me about and I published more articles in an attempt to bring some awareness to the topic. You can read my other articles here:

[2010 Update – Let's Talk ½ ton Trucks](#)  
[Caution – Why Truck Tow Ratings don't Add Up](#)

[Truck Towing Standard SAE J2807 Update 2013](#)

[Toyota Highlander Tow Ratings Questioned](#)

This is problematic to me, and when you add all the confusion of weight ratings to inflated tow ratings it's no wonder consumers don't know how or what to look for in a tow vehicle. I cannot tell you how many times I saw

folks buy a truck only to be disappointed when they discover they can not tow the trailer they wanted to buy. Or even worse, some RV dealerships don't always inform the consumer they can't or shouldn't tow a particular trailer, putting them and others in harm's way.

***Unfortunately there are no easy solutions for 100% safe towing procedures. There are numerous steps involved in trying to navigate this confusing topic.***

First you need to purchase the right vehicle to do the job. This requires a vast understanding of topics that factor into the equation like engine size, transmission, axle ratios and cab configurations.

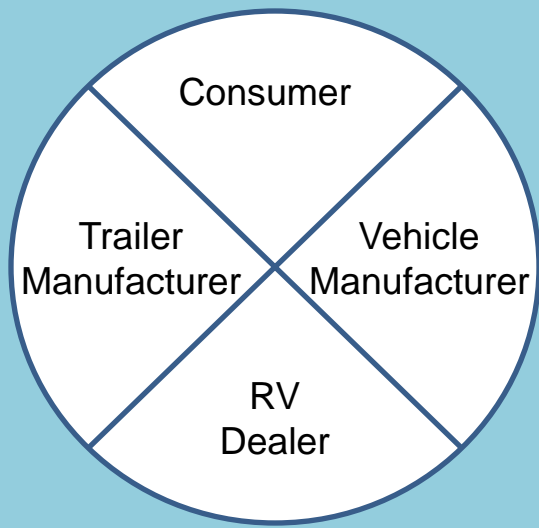
Next you almost need a degree to understand vehicle and trailer weight ratings like GVWR, GAWR, GTWR, HW, GCWR, UVW, Payload, MTWR and many more.

If you successfully get past these hurdles you need a thorough understanding of what hitch-work is required to safely tow the trailer down the road. This includes weight distributing hitches, sway control, electronic brake controls and more.

So, it is extremely disappointing when truck and SUV manufacturers complicate the issue more with inflated tow ratings just to sell more vehicles.



If you view this as a pie chart everyone involved in purchasing and safely towing a trailer is responsible for an equal piece of the pie.



**The Consumer:** Safely towing a trailer is a confusing topic, but the consumer has a responsibility to research and be informed on what is involved in purchasing and safely towing a trailer. It goes without saying the consumer should be able to depend on the vehicle manufacturer, trailer manufacturer and the selling dealership, but that is not always the case. This is why it's important for the consumer to share in the responsibility. I recommend reading books and/or watching training videos to learn more about vehicle and trailer weight ratings and safe trailer towing procedures.

**The Vehicle Manufacturer:** We discussed this topic earlier and it is evident there are some problem areas here. It is my opinion that truck and SUV manufacturers have a

responsibility that goes far beyond simply selling vehicles. They owe it to the person who puts their family's safety in a vehicle to tow a 6 or 8 thousand pound trailer down the road.

Not only should the vehicle be tested and assigned a safe tow rating, based at a minimum on the SAE J2807 towing standard, but the dealerships and sales representatives who sell these vehicles should be trained and held accountable too. They all share a responsibility to help educate consumers on a vehicle's true capabilities.

I can tell you numerous, almost unbelievable stories, about things that vehicle sales representatives tell people when they are buying a truck or SUV with towing in mind. One example was a customer asking the salesperson what a particular vehicle's tow rating was and the salesperson pointed to the label on the hitch receiver and said 10,000 pounds. The hitch receiver was rated for 10,000 pounds, but based on the vehicle's configuration the towing guide stated the tow rating was 6,400 pounds.

**The RV Dealership:** RV dealers are responsible for educating and training their sales and service personnel on every aspect and topic involved with safe trailer towing procedures. A well-trained RV dealer staff can help educate potential owners on a safe and proper vehicle and trailer combination, and ensure it has the proper hitch-work to safely and properly tow the trailer down

the road.

When I was an RV sales manager I conducted weekly training for my sales staff, and I required every salesperson to verify the tow rating on every customer's vehicle prior to showing a client any trailers. ***We lost sales because of this, but we never sold a trailer to a person with a vehicle that could not safely tow it.***

**The Trailer Manufacturer:** The trailer manufacturer has a responsibility to build a safe product. This involves numerous variables. Components used on the trailer, like axles, brakes, tires and the frame itself need to be rated for the Gross Vehicle Weight Rating of the trailer. There needs to be proper weight distribution and the proper percentage of trailer tongue weight versus total trailer weight. RV manufacturers need to be transparent with all weights and weight ratings concerning the trailer so the buyer can make a well informed buying decision.

***In a perfect world every entity involved would take responsibility for their collective piece of the pie, but it's easy to see we still have a long way to go.***

I mentioned earlier there are no easy solutions to 100% safe towing procedures and there may never be. It is like links in a chain. If every link in

a chain is solid the chain is strong, but as soon as one link in the chain is damaged or broken the chain is weakened.

I don't have a solution to solve all of these concerns, but I can bring some awareness to the subject. ***There is a lot involved, but in my opinion the number one problem to safe towing is properly matching the tow vehicle to the trailer.***

In an effort to provide a very basic solution, and help make up for any weak links in the chain I always tell folks the tow vehicle's tow rating should equal or exceed the trailer's Gross Vehicle Weight Rating (GVWR). There is a substantial difference between a trailer's unloaded weight and the trailer's GVWR. If the tow vehicle rating exceeds the trailer's GVWR it means the tow vehicle is rated to tow the trailer even if the trailer is fully loaded to maximum capacity, at least on paper.

This is a very basic formula and you need to consider all factors involved when you attempt to safely match a tow vehicle to a trailer. If you would like to learn more about these and other RV topics [RV Education 101](#) is here to help.

[We offer books and RV training videos](#) on every RV topic imaginable. ~**RV101**

# Winegard Carryout G2+ Portable RV Satellite Solution

by Mark Polk



My favorite pastime is traveling the country in our RV. I enjoy visiting new and interesting places, and experiencing new adventures in the RV. I also enjoy keeping up with my favorite satellite programming during our RV road trips. There is nothing quite like settling in the RV at night and watching your favorite show or a good movie on TV. The last thing you want to do is ruin your evening trying to set-up the satellite antenna, or acquire a good signal.

What I want in our RV is a super simple portable RV satellite solution. After some research I discovered the Carryout G2+ automatic satellite antenna [by Winegard](#).

**Let's start by looking at a few concerns you might encounter with RV travel and satellite TV reception:**

- ❖ Ease of set-up
- ❖ Accessing the satellite signal
- ❖ Viewing TV using more than one satellite receiver

## **Ease of Set-Up**

If you're like me you don't want headaches and stress when it comes to setting up a satellite system in the RV.



I found the Carryout G2+ set-up to be really easy. You make a few simple connections and before you know it you are watching your favorite TV program. The G2+ system is compatible with multiple satellite providers. We use Direct TV and that is the default setting on the power inserter, but it can easily be changed. Just follow the settings in the instructions to change the switches (shown above) to a different provider.



Next you simply connect the supplied 25' coax cable between the G2+ and



the power inserter, connect the 3' coax between the power inserter and your receiver, and connect an HDMI or coax from the receiver to the TV. After the connections are made power up the receiver, the TV and the power inserter and the automatic antenna will start searching for a signal. That's all there is to it. It literally took less than 20 minutes to set the system up right out of the box.

### **Accessing the Satellite Signal**

One thing I really like about the Carryout G2+ is that it's portable.



It works great for RVs, and it can be used on other camping trips, for tailgating, backyard BBQs and more. The G2+ also offers several mounting options. Some options include temporary tripod and window mounts and there are more permanent roof, ladder and vehicle mounts. My primary goal was to use the G2+ on the RV so I opted to convert the portable Carryout G2+ into a permanent roof mount using the roof mount kit available from Winegard.



The G2+ features the latest technology in satellite acquisition. It is small, but powerful and it is fully automatic. What that means is after the connections are made the automatic antenna quickly goes to work locating the maximum signal strength. Keep in mind if there are trees, buildings or other obstacles in the path no satellite antenna will get a signal, but with a clear unobstructed view to the southern sky the G2+ quickly locks in on the strongest signal.

### **Viewing TV using more than one Receiver**

For the past 8 years or so we used and enjoyed an older Winegard satellite antenna on our RV. It works great, but one disadvantage is you can only connect the antenna to one satellite receiver in the RV. This meant if someone was watching TV in the living room and someone else was watching TV in the bedroom both viewers had to watch the same channel. When we decided to upgrade the antenna one requirement was the new antenna needs to have the capability to connect to two receivers in the RV.



The Carryout G2+ solved this concern too. The antenna has two output connectors, one for the main receiver connection and another for a second receiver. You simply run a separate coax from the second antenna port to another receiver in the RV. Now you can view any

program you want on both TVs as long as both programs are on the same satellite. If a portable satellite antenna is the best choice for you, based on your needs, I highly recommend the Winegard Carryout G2+. It works great for someone on-the-go and as a temporary or permanently mounted antenna for your RV. The G2+ is compact in size, easy to connect, and easy to use.

**The Carryout G2+ really is a super simple portable satellite solution.**

For more information on the Winegard Carryout G2+ and other satellite solutions visit [www.winegard.com](http://www.winegard.com)

**QUOTE  
YOUR OWN  
RV INSURANCE**

Get a quote  
in less than  
10 minutes



**EXPLORER RV**  
CLICK NOW

The right insurance coverage on your RV is important when you need it.

[Get your free RV Insurance Quote](#)

Stop dead batteries for good with the charger, maintainer & conditioner that Mark uses on all his batteries. [The Battery Minder](#)



**BatteryMINDER®**

Charger - Maintainer - Desulfator - Conditioners  
*The Only Charger You Will Ever Need...*



batteryminders.com 800.379.5579 (ET)

# RV Education 101 YouTube Channel Surpasses 6.9 Million Views

If you want access to informative RV how-to videos, RV product videos, RV installation videos and more take a minute to check out our [YouTube channel](#).

You can subscribe to our channel and get notified every time we post a new video. We currently have over 295 RV Education 101 videos, produced in-house, posted on our YouTube channel and over 25,700 subscribers.

In other news our brand new [RV101 YouTube Channel](#) is growing quickly with nearly 80 RV videos already posted. A new RV video will be released weekly throughout 2016, so take a minute to visit and subscribe to get notified every time a video is released.

Check out our new  
Apple & Android  
video Apps



**The new App is titled “RV Education 101” and is available through both [Apple](#) and [Android](#) App Stores.** The IOS App works on iPhone, iPad and iPod touch devices.

When you open the App’s main menu it lists all of the full-feature RV training titles currently available, and you have the option to purchase individual chapters, or the entire video. And because it is an instant download with limited overhead we can pass the savings onto you.



# PICK 6 for \$60

**Our Pick 6 for \$60 is a big hit! Pick any 6 single DVD titles and pay just \$10.00 per title.**

**Insider TIP:** Each additional DVD added to your order will receive the same discount: 7 for \$70, 8 for \$80 etc.

Now you can select and build your own DVD box set based on your specific needs, and get the best discount we ever offered at the same time. This offer may only be available for a limited time so act now.


To get this special discounted offer [you must go here](#) and pick from the 14 DVD titles on this page.

Play & Learn RV Crossword  
RV Buying Considerations

R U  
RV  
Educated?



[PLAY](#)



[RV Buying Considerations](#)

# CAMP HOSTS – WHO ARE WE AND WHAT DO WE DO?

Article & Photos by Allan and Carmen Clark

If you ever camped at a public campground, in all likelihood you saw one or more campsites marked “CAMP HOST.” Not all campgrounds have Camp Hosts, but many do even if you have not noticed them. Let’s examine the Camp Host’s function and how the Camp Host might assist you in your camping experience. Who knows, you may decide to become a Camp Host yourself!



## History of the Camp Host

Recreational camping evolved in the early part of the twentieth century when automobile travel became commonplace. Little documentation exists, however, describing how camp hosting began as a formal volunteer staff position found in many campgrounds today. Our parents or grandparents may recall campgrounds that were mom-and-pop enterprises, often consisting of little more than a flat place to camp on in an unused portion of someone’s farm. Those farmer “campground” owners then became the first actual Camp Hosts. They received campers’ payments, directed campers to appropriate camping sites, assisted campers’ basic needs, and answered campers’ questions.

As campgrounds became more formally established, tasks such as collecting camping fees, picking up trash at campsites, and performing general upkeep required more time and effort. It is easy to see that some campground owners would eagerly offer free lodging in return for helpful volunteers willing to carry out these tasks. These volunteers eventually became recognized as Camp Hosts throughout America’s many federal, state, and privately operated campgrounds.



## Who Qualifies as a Camp Host?

Although every campground has its own criteria for selecting Camp Hosts according to the number of available positions and desired skill sets, all must be equal opportunity employers. Camp Hosts may be single, couples, or even families with children. Whether children are allowed to “work” depends on federal and state guidelines for child labor as well as compliance with the individual rules of the campground. Camp Hosts are generally required to possess a valid driver’s license, to provide their own RV or camping equipment, and to have some degree of camping or camp hosting experience, the more, the better. Specific skills required depend on the work required of the Camp Host. Customer service skills are always helpful. Computer skills or experience handling money may be needed for Host positions involving camp office work.



*Some positions may require specific physical capabilities for tasks such as lifting trash bags, carrying boxes of restroom supplies, or raking and smoothing gravel pads. State or federal campgrounds may require a background check on each Camp Host applicant and may also require applicant fingerprinting.*

Camp Hosts must be affable, courteous, and patient. The Camp Host is an intermediary between the campground's

management and its customers. Campers can be vexing and difficult to deal with or friendly and receptive to abiding by the campground rules. A Camp Host who is approachable, who can put campers at ease while informing them of rules or procedures, and who can deal politely with sometimes weary and irritable people, will be an asset to the campground. These qualities are highly regarded by campers and campground managers alike. Moreover, Camp Hosts with good “people skills” often receive invitations from the campground management to return the following year.



Campgrounds differ from each other regarding specific procedures that Camp Hosts are required to perform. One campground may require the Camp Host to leave fire rings in a raised position after cleaning out their ashes while another campground's manager may require the rings be lowered after cleaning. A Camp Host must be able to set aside personal preferences or opinions as to how a job should be done and comply with the campground management's preferred operating procedures. After many years volunteering in the same campground, a false sense of ownership can take over and cloud the necessary objectivity Camp Hosts should maintain at all times.



At the same time, inconsistent application of rules by campground management can become frustrating for the Camp Host who is often responsible for interpreting campground rules to campers. For example, if signs are posted stating that the use of generators is prohibited in camp loop A, then the Camp Host may expect that this is always the rule. However, a campground manager may make an exception to the rule for a camper who requires electricity to run a medically necessary piece of equipment without notifying the Camp Host in time. Such a decision can put the attending Camp Host in an awkward position, particularly if the Host just told another camper who is using a generator that the use of the generator is not allowed in that loop. In such cases, Camp Hosts must be flexible and open-minded in order to skillfully handle the situation on behalf of the campground to which they are accountable.

### **How much work is required?**

The number of hours of work expected of the Camp Host varies among campgrounds. Although some campground managers ask for as much as 40 hours per week, others require only 20 hours or even fewer per Camp Host. The Camp Host position itself may be defined by the campground at the individual level or at the



couple level or at the family level. This distinction affects the number of work-hours expected from each person. For example, 40 hours may be required of a Camp Host couple cumulatively, or 40 hours may be required of each member of the couple individually. This distinction should be clarified during the application process before entering into a commitment with the campground if volunteer work-hours are an issue for the applicant(s).

Because weekends tend to be the busiest time for campgrounds, a minimum work week for all Camp Hosts is Friday through Sunday, or Monday if a holiday weekend. For some campgrounds the time Camp Hosts spend sitting outside their campers or tents watching, listening, and “being present” can be counted toward hours worked as well as walking around the campground to increase their visibility and availability. Duty hours do not necessarily end even if a Camp Host has put in a full 8-hour day. It is possible for a Camp Host to be awakened during the night to respond to issues within the campground requiring emergency personnel or other appropriate authority. Once committed, the Camp Host must be prepared to respond to campers’ needs around the clock unless management designates distinct days off among Camp Hosts. Days off should be defined at the outset of the Camp Host’s commitment along with the minimum number of work-hours expected per person hosting.

Camp Hosts must be resourceful on those days when there are few campers to support. The Hosts’ duties may have all been performed for the day but hours are left to fill toward the weekly requirement. In these instances, Camp Hosts should look for opportunities to be useful to the campground whether it is helping in the office, picking up trash on the trails, or repairing a leaky faucet in the bathhouse. There are always little jobs that need to be done. Our experience hosting in an infrequently used group camping area required us weekly to seek out useful work in other areas of the campground in order to fulfill our obligation to the park. One of the tasks we performed was picking up litter on the many hiking trails and around the campground lake.



### **What about Camp Hosts with Dogs?**

Camp Hosts who own a dog might be thought of by campground management as an asset by providing dog-owning campers a sense of understanding of issues relating to camping with dogs. However, in some campgrounds restrictions regarding dogs can limit

options for dog-owning Camp Hosts. Camp Hosts owning several dogs may not be viewed positively by some campground managers due to excessive barking or to the amount of necessary confinement fencing. The guideline here should be to use discretion when applying for a Camp Host position in campgrounds where owning a dog could become a liability when performing your Camp Host duties.

### **When and where do hosts work?**

Planning for the next camping season often begins for campgrounds almost as soon as the current season ends. Some campgrounds make arrangements with prospective Camp Hosts many months ahead. Many Camp Hosts prefer moving around among campgrounds, often working at one campground for a month or two before moving on to their next camp hosting position. The duration of a camp hosting engagement can vary from one campground to the next. Some, such as the Shenandoah National Park in Virginia, require a minimum commitment of two months while other campgrounds limit their hosting positions to a one month maximum. Still others might encourage a stay for the entire camping season depending on the number of qualifying applicants they receive.

### **Compensating Camp Hosts**

Although some campgrounds in America may offer Camp Hosts money for their work, most campgrounds have

limited funds for salaried positions and thus rely on volunteers to help with the many varied tasks necessary to maintain attractive camping facilities. Campground managers often provide their Camp Hosts camping sites equipped with amenities such as hookups to electricity, water, and sewer free of charge. Occasionally, campgrounds offer their Camp Hosts other perks such as free tickets to local events or attractions. For instance, a seaside campground Camp Host was offered free use of a sea kayak on his days off. Another campground gave its Camp Host free tickets to a local excursion boat tour. However, many Camp Hosts simply volunteer and expect little in return for their help and service.

Camp Hosts frequently live in self-contained recreational vehicles, but not all. Some prefer primitive tent camping during their tours as Camp Hosts. Tent campers are more flexible in their choices of camp hosting positions. For example, not all campgrounds offer full hook-ups for their Camp Hosts, which may not suit a prospective Camp Host traveling in an RV. However, limited amenities may appeal to a tent camper who is already accustomed to making do with whatever facilities are available.

### **Why Camp Host?**

Although camp hosting requires a time commitment and the occasional brush with an unhappy camper, camp hosting has much to offer. Avid campers who



become Camp Hosts have the opportunity to do what they love most in life while giving back to this popular pass-time by helping other campers get the most out of their camping experience.



Incentives to volunteer as a Camp Host include opportunities to experience a scenic location for long stretches of time without paying expensive campground fees. Some Camp Hosts seek out positions in campgrounds conveniently located near relatives or friends who they wish to visit. Other incentives for volunteering as Camp Hosts may include fishing, boating, hiking, or swimming during off-duty time. Hosts with young children may favor campgrounds with playgrounds and programs for children while the potential for sightseeing, attending special events, or simply being in a new location are incentives enough to volunteer. Another consideration in selecting a particular campground is the kind and amount of work required per week. And finally, campgrounds offering amenities such as full hookups, laundry

facilities, or even shower facilities can greatly influence the decision of whether or not to serve as a volunteer Camp Host for them.

The single most popular reason Camp Hosts continue to volunteer year after year is the camaraderie that develops among the campground Hosts. In larger campgrounds that employ numerous Camp Hosts, the Hosts often get to know each other and become friends through casual dinners, enjoying some ice cream together, or perhaps sharing a fresh-baked pie made with wild raspberries picked that morning in the campground. Fraternizing is commonplace because the work Camp Hosts perform overlaps and draws the Hosts together in a common mission with common problems to solve. Hosts rely on each other to fill in or come to the rescue in emergencies. To illustrate one such occasion, my wife and I were sitting and “being present” outside of our camper on a Friday night as our “camp loop” was filling up with new weekend campers when we noticed a nearby couple setting up their pop-up camper. We saw the smoke, but the couple was oblivious to the fact that the pop-up’s refrigerator was on fire. No longer than the time that it took for us to issue the emergency call on the two-way radio then all of the other Camp Hosts in the park arrived on the scene. The Hosts quickly deployed themselves in strategic positions to direct emergency responders to the site, to

redirect onlooker traffic, to comfort the pop-up's owners, and to relay information to the Park Rangers for their incident report at the state park where we were located. More amazing is that each of those comrade Camp Hosts saw what was needed during this emergency and knew just what to do to help. Some of them operated on intuition, others on life-training skills they brought with them. The fire was extinguished quickly with no injuries or significant material damage other than to the refrigerator, itself. Of equal significance resulting from this event was the bond that solidified our Camp Host "team."

Often no enticement is necessary for a couple of hosts to just sit in the shade and swap such stories. Sometimes campground management may also have Camp Host gatherings, pot lucks, or cookouts that help the Camp Host staff to become better acquainted with each other and with the campground management. One of the many benefits of camp hosting, particularly for retired people is that Camp Hosting keeps participants very active. Veteran hosts often say they enjoy having something challenging to keep them busy and appreciate the many opportunities this volunteer activity has for meeting many interesting people.

### **What kind of work is required?**

Camp host duties vary with each campground. Examples of the type of work may include but are not limited to

picking up litter, cleaning out fire pits, raking leaves, painting, cleaning and stocking bathrooms, assisting in the camp store, handling canoe rentals or horseback riding facilities, performing office work such as registering campers, or acting as a guide or docent. Life-accrued skills come in handy. Camp Hosts are always expected to find opportunities to greet new arrivals to make it known that they are available if needed for assistance. Camp Hosts give campers information regarding campground rules, directions to nearby trails or facilities, and schedules of special campground activities. Camp Hosts must report disruptive or unlawful activities to the campground management or to local authorities and assist campers in contacting emergency personnel if needed.



### **Transportation, Communication, Identification, and Training**

An increasing number of campgrounds provide their Camp Hosts with golf carts or 4-wheelers, although golf carts are more common because they are quieter and safer. Golf carts are especially

handy for getting around in the larger campgrounds as well as for hauling the Camp Host's tools and equipment needed for performing his or her duties efficiently. An automobile may also be made available for uses related to the hosting position.

Camp Hosts are usually supplied with walkie-talkies to communicate with the camp office or emergency personnel and with other Camp Hosts because duties overlap. Walkie-talkies can be especially useful in regions where cell phones do not get a signal.

Camp Hosts are typically given attire identifying their affiliation with the campground such as a badge, a nametag, a ball cap, a tee-shirt or some other clothing article bearing the campground's logo. Some campgrounds allow Camp Hosts to keep these items at the end of the hosting term. Outer wear such as jackets, raincoats, and rubber boots are provided in some cases but are normally required to be returned at the end of the employment. Protective safety gear such as glasses, work gloves, and latex gloves, may be furnished by the campground if needed.

Camp Hosts receive specialized training. Training such as Cardio-pulmonary resuscitation, golf cart safety, first aid, and customer service, among others, are on the list of possible benefits offered to Camp Hosts located in state or federal campgrounds.

## Next Steps

Make it a point to discover whether your favorite campground has Camp Hosts. You may find them sitting outside of their RV or tent or driving around the campground in a golf cart performing one of the duties just described. Strike up a conversation with them. A Camp Host may be able to tell you something about the campground, about a trail, or about a feature of the area that you did not know. Make sure to use them as a resource no matter how small the question. More importantly, know where they are in case you need assistance for more serious issues. Camp Hosts will be glad to help. That's why they signed up. Most importantly, be sure to ask them why they elected to be a Camp Host then be prepared for lots of smiles and stories.

*Note: If you are interested in finding out more about camp hosting as well as in taking a look at the variety of job postings, have a look at the resources shown below as well as at many others you may find on the Internet.*

## Resources:

<https://www.workamper.com/>

<https://www.volunteer.gov/index.cfm>

<http://www.camphost.org/>

<http://www.happyvagabonds.com/Jobs/Jobs-for-RVers.htm>

<http://www.indeed.com/q-Campground-Host-jobs.html>

*Carmen and Allan are lifelong tent and RV campers whose camping experiences span throughout many US states, predominantly in the East. They volunteered as Camp Hosts at both state and federal campgrounds for the past three years. During their various tenures as Camp Hosts, they learned about other hosts' experiences in publicly and privately operated campgrounds and recently interviewed a number of current Camp Hosts specifically for this article.*





# SUPERIOR SWAY CONTROL *lets you enjoy the journey*

THE ORIGINAL  
**Equal-i-zer®**

SWAY CONTROL HITCH

[click for more info](#)

99% of our customers would recommend the Equal-i-zer® hitch to their friends. Why? Because Equal-i-zer hitch's superior sway control performance helps you reach your destination safely. Don't trust your safety to a lesser hitch. Get the peace of mind that comes from towing with the best Integrated Sway Control™ hitch available. **Get The Original Equal-i-zer Sway Control Hitch.**



*The Equal-i-zer hitch's performance lets you enjoy a safer and more comfortable trip*

For over 50 years the Equal-i-zer® hitch has been providing safe towing for families.

The Equal-i-zer hitch's superior design makes it the best performing sway control hitch on the market. Four steel on steel friction points (*known as 4-Point Sway Control™*) and excellent weight distribution – provide unmatched resistance to your trailer's attempts to sway. That's the premium performance that keeps families safe, and the premium performance that keeps owners recommending the Equal-i-zer hitch to their friends.



**Tell all of your friends.**

*"Last year I moved cross-country...across Alaska...to the East coast. [The Equal-i-zer hitch] performed flawlessly through the mountains, on the open road...and even in the tightest of campsites. I have told all my friends they need this hitch for their towing."*

- Devin T., Georgia



Made in the USA

Patent Pending

*The Secret to the Equal-i-zer® hitch's Superior Performance is Integrated 4-Point Sway Control™*

Call now to get a **FREE DVD** to see how much safer you can tow with an Equal-i-zer hitch.

**(800) 478-5578**

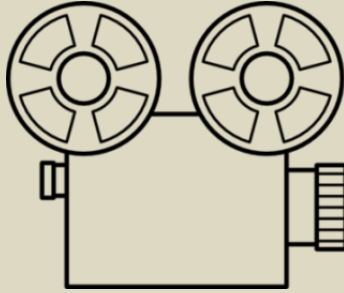
**www.EqualizerHitch.com**



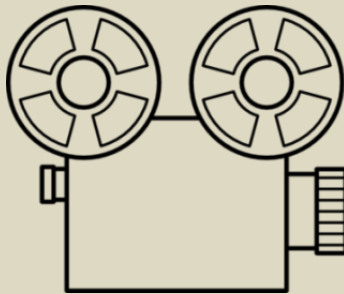
**Get Superior Sway Control - Get the Original Equal-i-zer® Sway Control Hitch.**



# RV 101 Videos



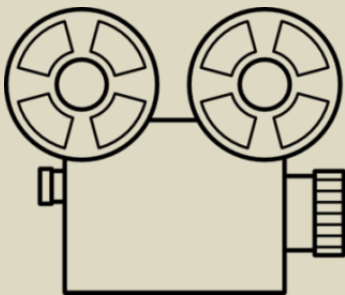
[Roller Shades for RVs](#)



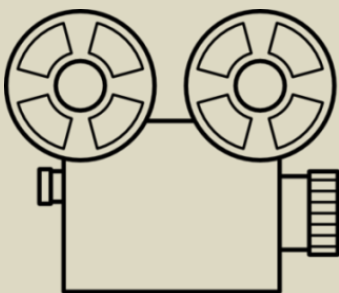
[Smart TPMS for RVs](#)



# RV 101 Videos




[How To Repair an RV Rubber Roof](#)



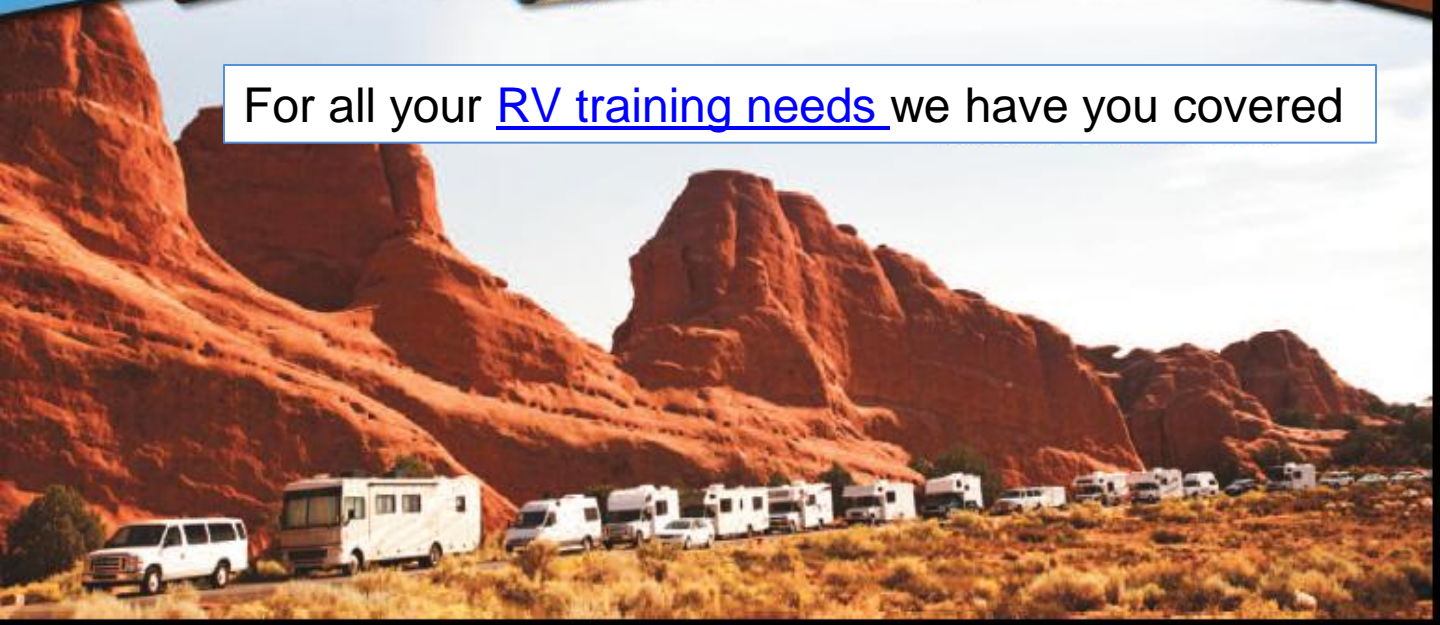
[How To Remove RV Black Streaks](#)



[Learn more](#)  
about our  
products



For all your [RV training needs](#) we have you covered





RV UNIVERSITY.com

Welcome to the U of RV




## RV Consumer E-Magazine Archives

Did you miss previous issues of RV Consumer e-Magazine? Catch up on all the information packed issues right here.

Happy RV Learning

[Go To Archives now](#)



Video  
download &  
DVD Box Set  
Deals



RV Education 101  
Learning RVs the Easy Way  
with MARK POLK

**Americas most popular RV Training Series**

Videos, Books, E-books  
Looking for a bargain on some RV training materials? Check out Box Set deals in our Bargain Room

[BARGAIN ROOM](#)



# Visit our sponsors who help make this free publication possible



[www.koa.com](http://www.koa.com)



[www.explorerrv.com](http://www.explorerrv.com)



[www.vdcelectronics.com](http://www.vdcelectronics.com)



[www.equalizerhitch.com](http://www.equalizerhitch.com)



[RV Education 101 Learning RVs the Easy Way](#)



[Media Kit](#)



# General & Unsubscribe Information

Our goal with RV Consumer E-Magazine is to provide you with helpful information to make all of your RV experiences more enjoyable. I left my position as an RV Sales and F&I manager in 2000 to work RV Education 101 fulltime.

We produce RV educational videos & DVDs and publish books and e-books on how to safely & properly use and maintain your RV. The reason I left my job was because of my concern about the lack of educational and safety awareness material available to the RV consumer, in other words you.

My wife Dawn left her position in RV sales to help start the company, and is our Sales and Marketing Director. We currently have a 35-foot Type A motor home and travel with our three dogs Roxie, Gracie & Mo-Mo. If you would like to learn more about us and about RV Education 101 please visit

[www.rveducation101.com](http://www.rveducation101.com)

RV Consumer E-Magazine, Copyright 2011,2012,2013, 2014, 2015, 2016 Mark J. Polk except where indicated otherwise. All Rights Reserved worldwide. Reprint only with permission from copyright holder(s). All trademarks are the property of their respective owners. All content provided as is. Not all content may be the opinion of the RV Consumer Magazine editorial staff or of RV Education 101. Advertisers are solely responsible for ad content.

To subscribe please visit [our sign up page](#). All RV Education e-publications are opt-in, available by subscription only. We neither use nor endorse the use of spam. Your e-mail address will only be used to distribute RV Education 101 e-news and will never be sold or given to any other entity.

If you no longer wish to receive e-news from RV Education 101 you can unsubscribe in the e-mail notification you receive in your in-box.

RV Education 101  
150 Bay Ridge Rd.  
Harrells, NC 28444  
910-484-7615

Contact:

[Mark@rveducation101.com](mailto:Mark@rveducation101.com)

[Dawn@rveducation101.com](mailto:Dawn@rveducation101.com)

